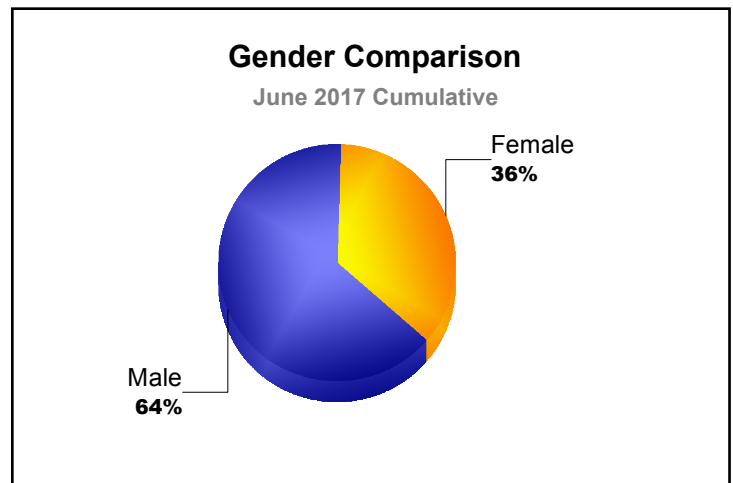
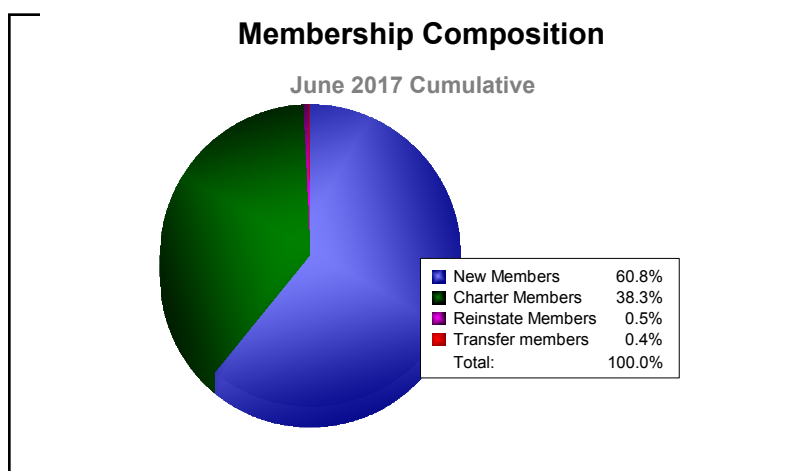
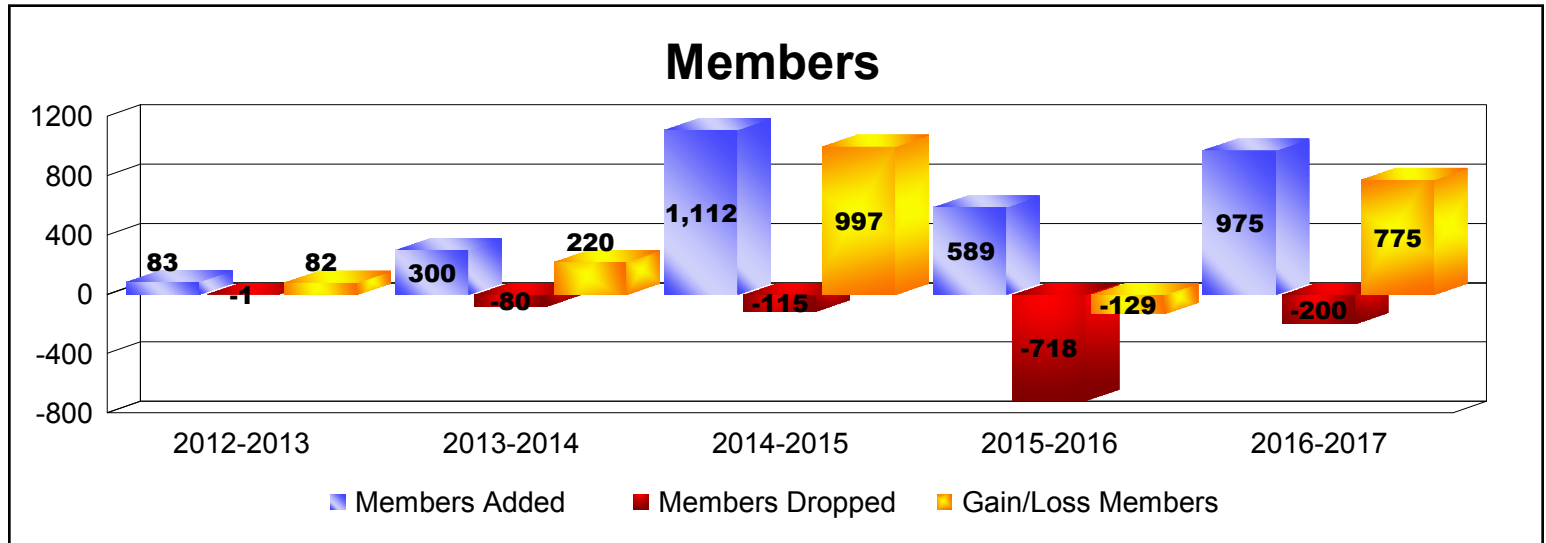
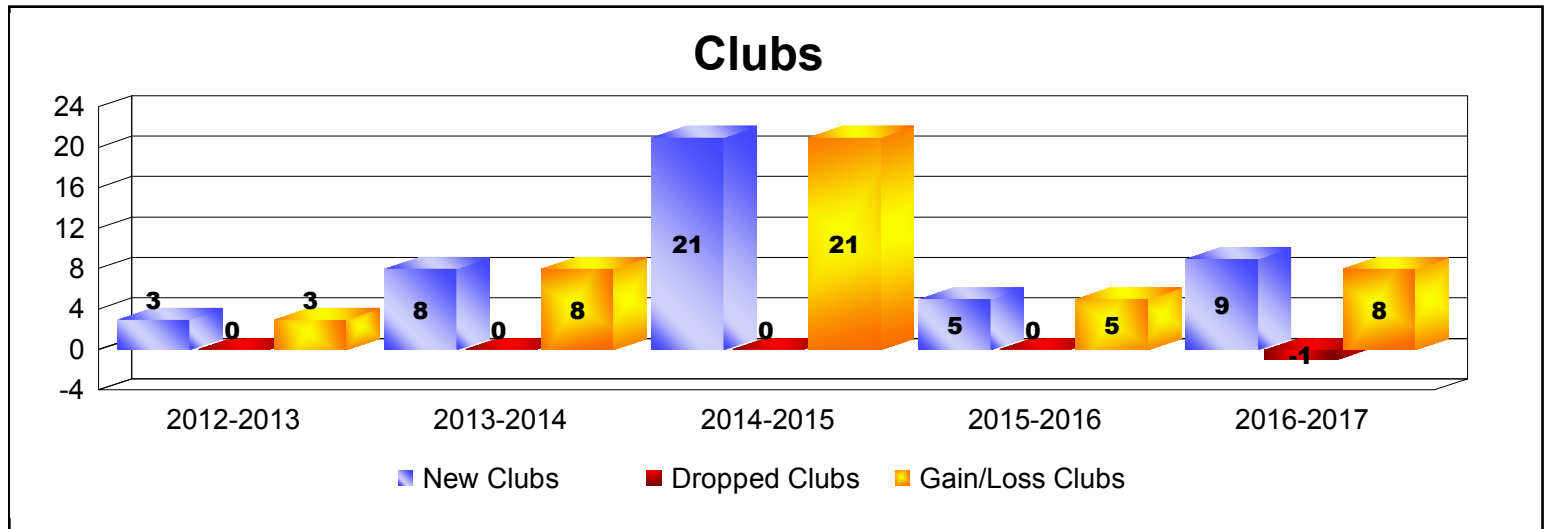


| Year | New Clubs | Dropped Clubs | Gain/ Loss Clubs | New Members | Charter Members | Reinstate Members | Transfer Members | Total Member Added | Total Members Dropped | Gain/ Loss Members |
|----------------|-----------|---------------|------------------|-------------|-----------------|-------------------|------------------|--------------------|-----------------------|--------------------|
| 2012-2013 | 3 | 0 | 3 | 0 | 83 | 0 | 0 | 83 | -1 | 82 |
| 2013-2014 | 8 | 0 | 8 | 100 | 197 | 2 | 1 | 300 | -80 | 220 |
| 2014-2015 | 21 | 0 | 21 | 399 | 705 | 5 | 3 | 1112 | -115 | 997 |
| 2015-2016 | 5 | 0 | 5 | 400 | 163 | 11 | 15 | 589 | -718 | -129 |
| 2016-2017 | 9 | -1 | 8 | 593 | 373 | 5 | 4 | 975 | -200 | 775 |
| Average | 9 | 0 | 9 | 298 | 304 | 5 | 5 | 612 | -223 | 389 |



| Year | New Clubs | Dropped Clubs | Gain/ Loss Clubs | New Members | Charter Members | Reinstate Members | Transfer Members | Total Member Added | Total Members Dropped | Gain/ Loss Members |
|----------------|-----------|---------------|------------------|-------------|-----------------|-------------------|------------------|--------------------|-----------------------|--------------------|
| 2012-2013 | 4 | -3 | 1 | 46 | 108 | 107 | 13 | 274 | -99 | 175 |
| 2013-2014 | 1 | -11 | -10 | 14 | 20 | 0 | 0 | 34 | -294 | -260 |
| 2014-2015 | 2 | -1 | 1 | 19 | 50 | 0 | 0 | 69 | -38 | 31 |
| 2015-2016 | 0 | -3 | -3 | 0 | 0 | 0 | 0 | 0 | -76 | -76 |
| Average | 2 | -5 | -3 | 20 | 45 | 27 | 3 | 94 | -127 | -33 |

